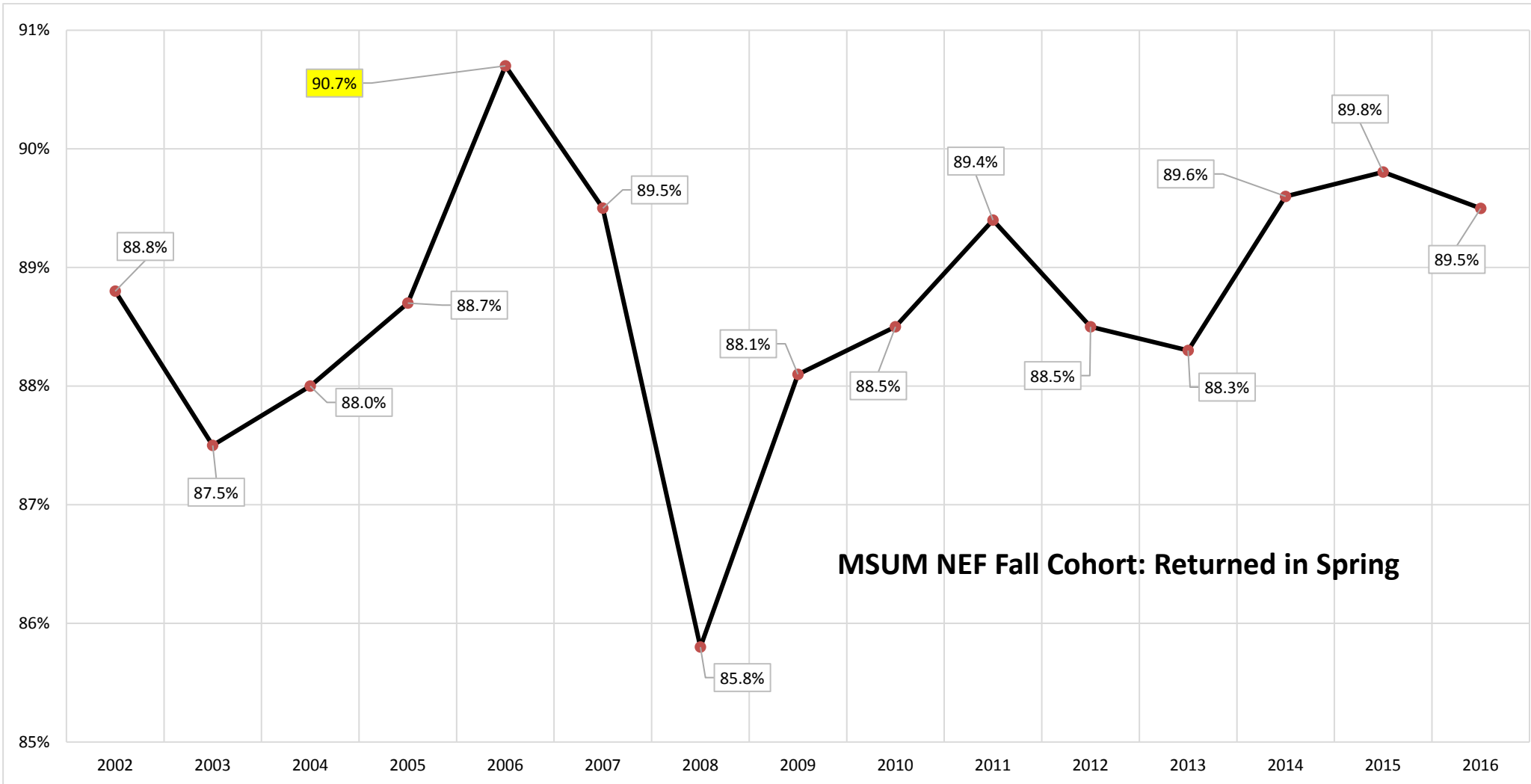


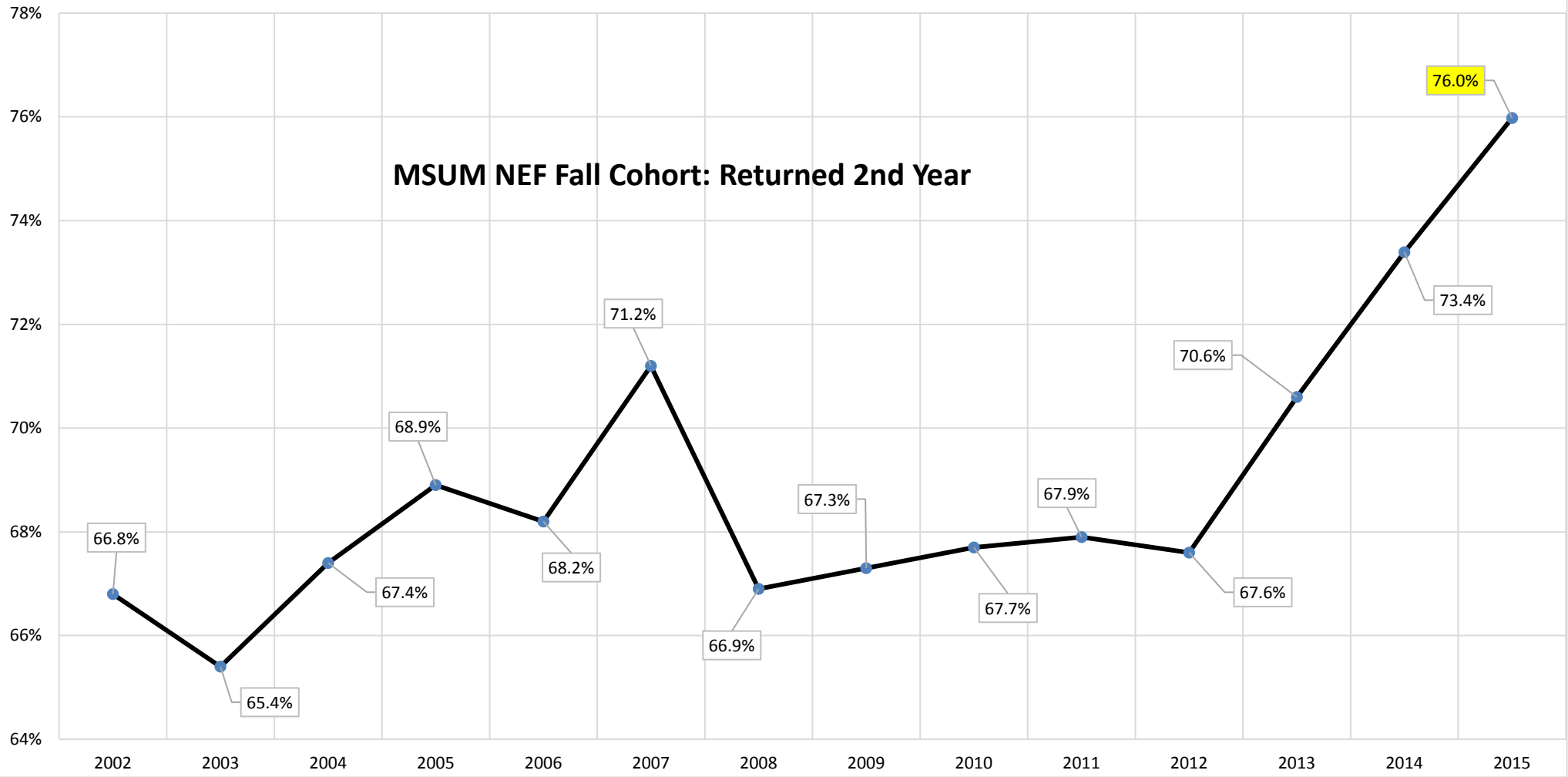
Minnesota State University Moorhead Retention and Graduation Matrix

FALL TERM	STUDENT COHORT	RETURNED SPRING		RETURNED 2ND YEAR		RETURNED 3RD YEAR		RETURNED 4TH YEAR		GRADUATED 4TH YEAR		RETURNED 5TH YEAR		GRADUATED 5TH YEAR		RETURNED 6TH YEAR		GRADUATED 6TH YEAR	
		Count	Percent	Count	Percent	Count	Percent	Count	Percent	Count	Percent	Count	Percent	Count	Percent	Count	Percent	Count	Percent
2002	1247	1107	88.8%	833	66.8%	677	54.3%	577	46.3%	219	17.6%	348	27.9%	437	35.0%	115	9.2%	501	40.2%
2003	1288	1127	87.5%	842	65.4%	712	55.3%	643	49.9%	253	19.6%	363	28.2%	472	36.6%	124	9.6%	554	43.0%
2004	1237	1089	88.0%	834	67.4%	682	55.1%	604	48.8%	220	17.8%	367	29.7%	455	36.8%	111	9.0%	521	42.1%
2005	1124	997	88.7%	774	68.9%	646	57.5%	593	52.8%	235	20.9%	340	30.2%	437	38.9%	119	10.6%	504	44.8%
2006	1054	956	90.7%	719	68.2%	609	57.8%	521	49.4%	222	21.1%	300	28.5%	407	38.6%	94	8.9%	471	44.7%
2007	1186	1062	89.5%	845	71.2%	711	59.9%	615	51.9%	257	21.7%	354	29.8%	467	39.4%	116	9.8%	532	44.9%
2008	1108	951	85.8%	741	66.9%	594	53.6%	507	45.8%	235	21.2%	257	23.2%	405	36.6%	77	6.9%	463	41.8%
2009	1019	898	88.1%	686	67.3%	551	54.1%	472	46.3%	224	22.0%	257	25.2%	396	38.9%	77	7.6%	437	42.9%
2010	1213	1073	88.5%	821	67.7%	639	52.7%	563	46.4%	263	21.7%	288	23.7%	451	37.2%	77	6.3%	498	41.1%
2011	1073	959	89.4%	729	67.9%	614	57.2%	526	49.0%	281	26.2%	252	23.5%	446	41.6%	77	7.2%		
2012	1054	933	88.5%	712	67.6%	596	56.5%	512	48.6%	329	31.2%	209	19.8%						
2013	945	834	88.3%	667	70.6%	576	61.0%	479	50.7%										
2014	887	795	89.6%	651	73.4%	578	65.2%												
2015	716	643	89.8%	544	76.0%														
2016	857	767	89.5%																

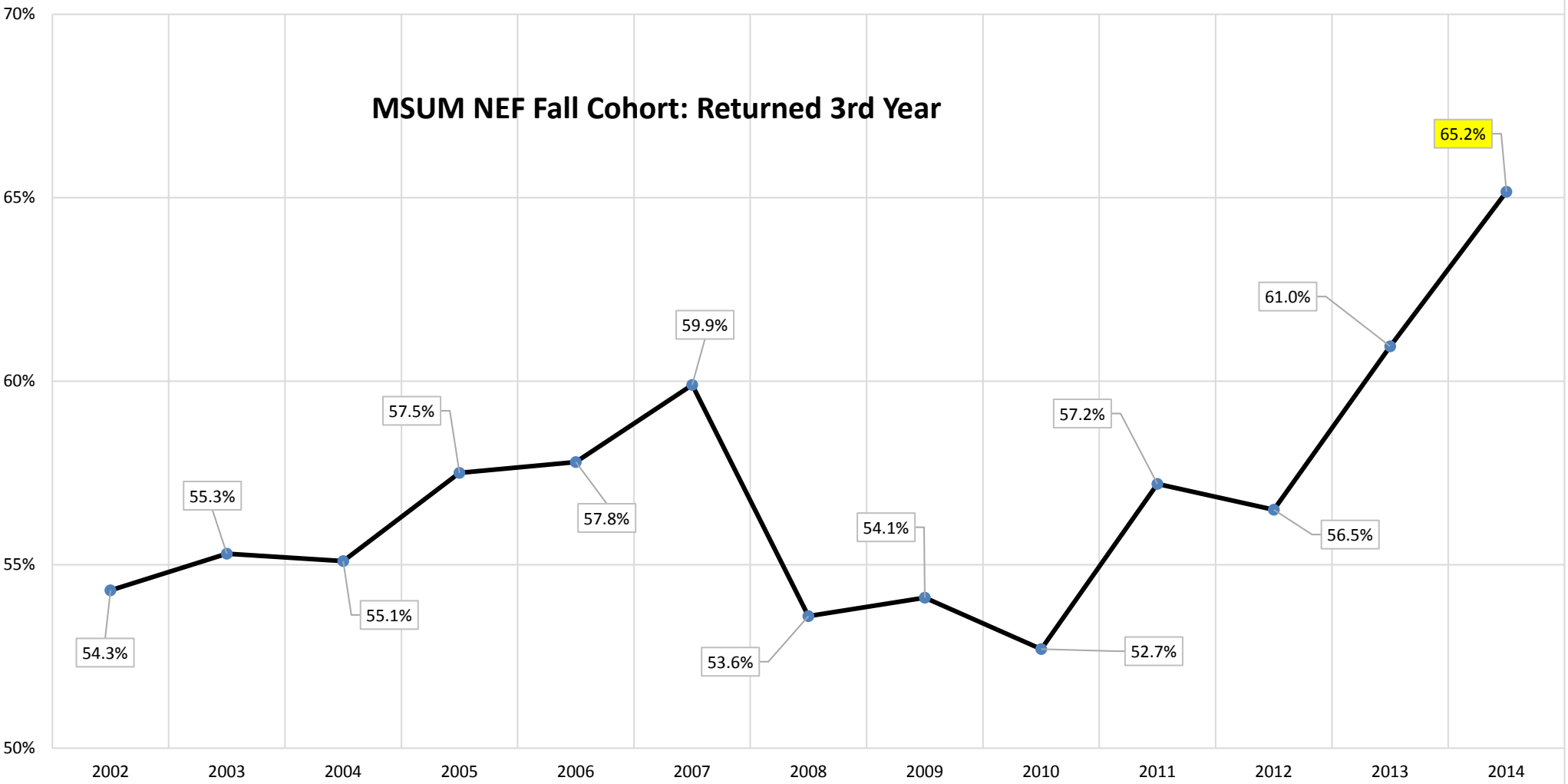
This table reflects academic progress among first-time, full-time, degree-seeking, new entering freshmen. These are students with no prior postsecondary experience attending any institution for the first time at the undergraduate level. This includes students enrolled in academic or occupational programs via traditional ground, hybrid, or online coursework. It also includes students enrolled in the fall term who attended college for the first time in the prior summer term. It includes students who entered with advanced standing because of college credits earned before graduation from high school via Advanced Placement (AP), College Level Examination Program (CLEP), International Baccalaureate (IB), Post Secondary Enrollment Option (PSEO/Dual Enrollment), or Tech Prep. Those students are not required to apply for admission to college in order to participate. We classify these students as Type 11 or New Entering Freshmen (NEF).



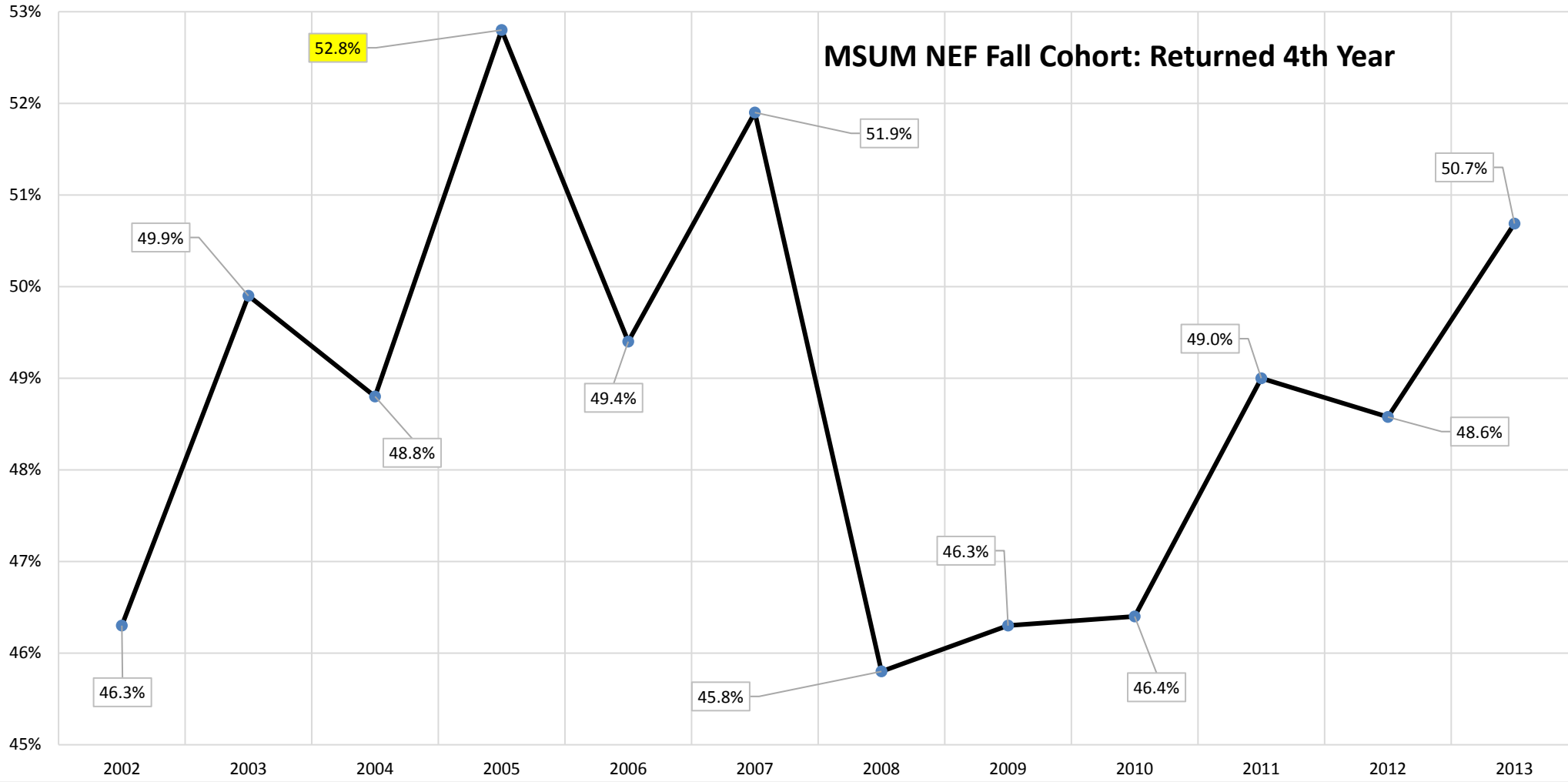
MSUM NEF Fall Cohort: Returned 2nd Year



MSUM NEF Fall Cohort: Returned 3rd Year



MSUM NEF Fall Cohort: Returned 4th Year



MSUM NEF Fall Cohort: Graduated 4th Year

