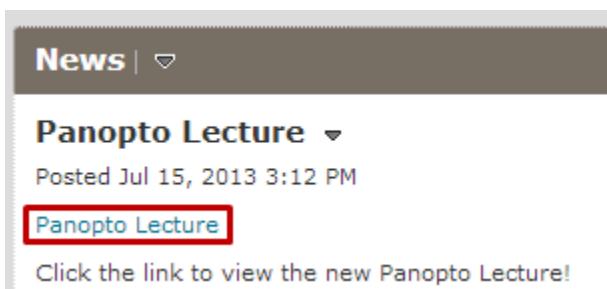


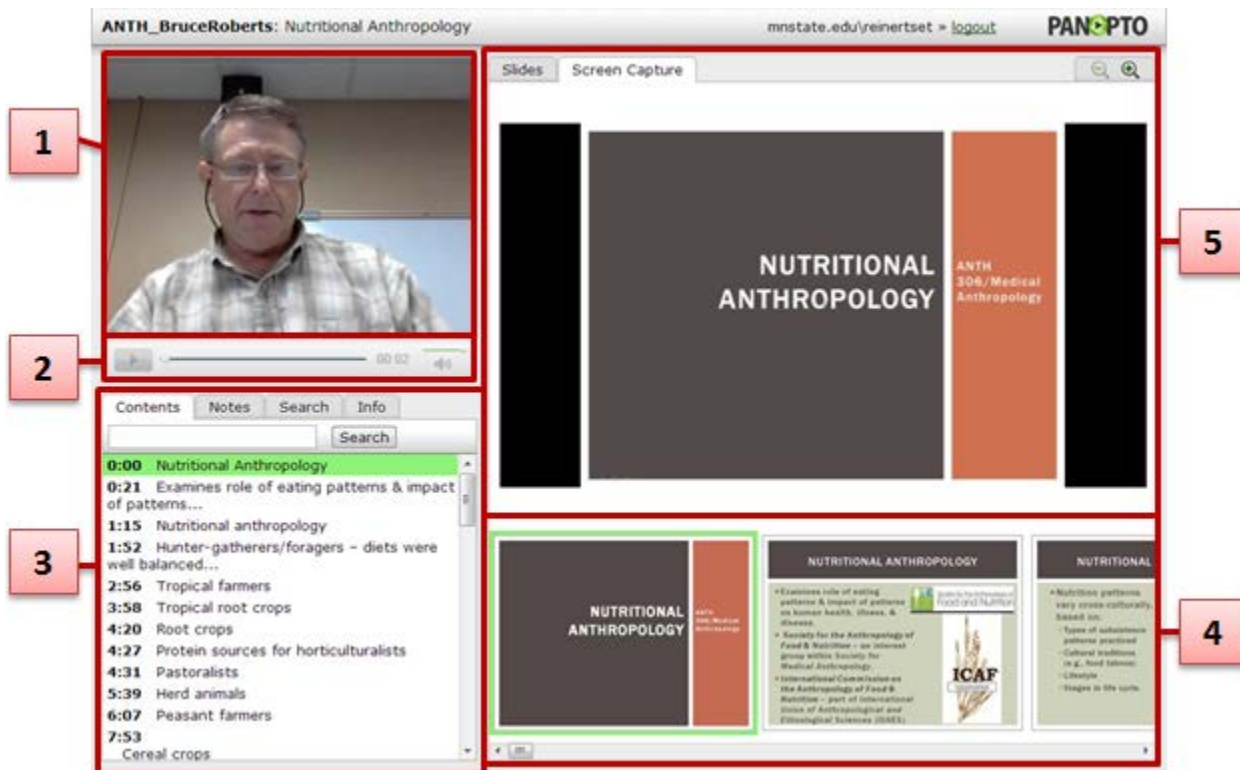
Topic: Viewing Panopto Videos

Teachers can share links to a Panopto video they have created. All you have to do is click the link to their video and watch.

Links can be posted on Moodle, D2L, in an Email, etc.

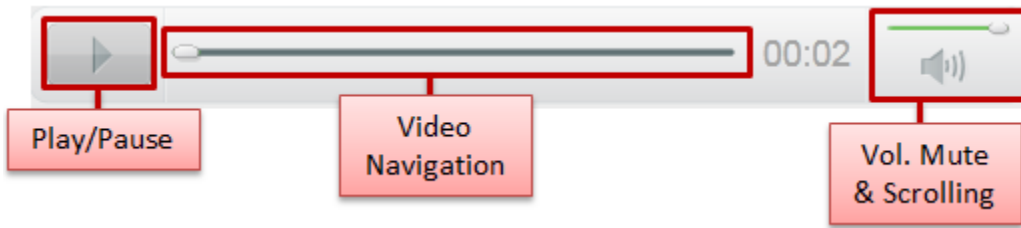


The video page in Panopto consists of the primary video screen (1), playback buttons (2), information menu (3), slide filmstrip menu (4), and the secondary video screen (5).



Video Playback

Just like every other media player out there, there is a play/pause button, navigation bar, audio scrolling, and audio mute button.



You can also play/pause by clicking on the primary video screen once. Double click the screen to maximize the window to your computer screen.

Information Menu

In Panopto, the Information Menu has four tabs: Contents, Notes, Search, and Info.

Contents

The Contents tab shows all the subjects/sections of the presentation. When the presenter labels a section of the presentation, it creates a content item, and adds a screenshot in the filmstrip menu.

Select these film strips to jump to any part of the presentation.

The screenshot shows the Panopto Information Menu with four tabs: Contents, Notes, Search, and Info. The Contents tab is selected. Below the tabs is a search bar with a 'Search' button. The Contents list includes:

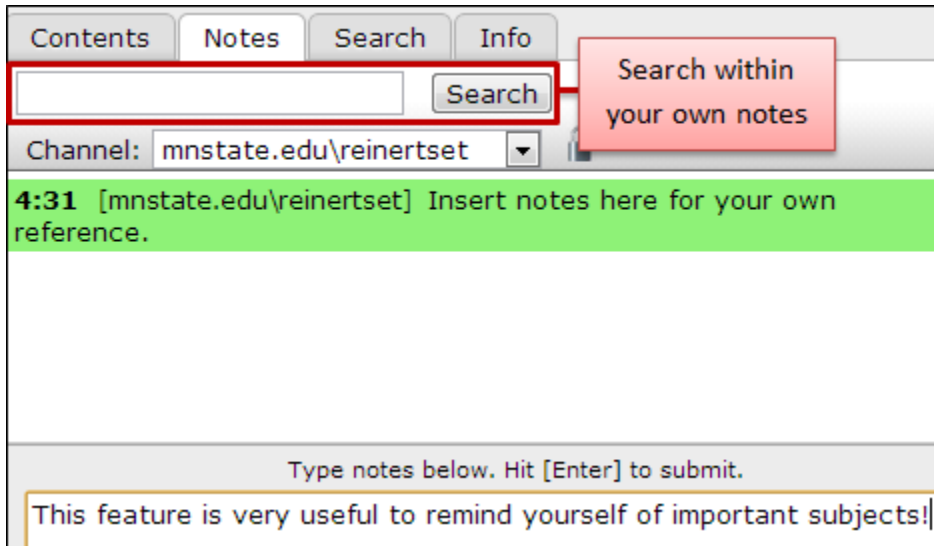
- 1:15 Nutritional anthropology
- 1:52 Hunter-gatherers/foragers - diets were we
- 2:56 Tropical farmers
- 3:58 Tropical root crops
- 4:20 Root crops
- 4:27 Protein sources for
- 4:31 Pastoralists
- 5:39 Herd animals

A red arrow points from the '4:31 Pastoralists' entry to a 'Content Item' label. A green arrow points from the 'Content Item' label to a 'Filmstrip Item' label. Below the Contents list is a filmstrip menu with three items: 'PROTEIN SOURCES FOR HORTICULTURALISTS', 'PASTORALISTS', and 'HERD ANIMALS'. The 'PASTORALISTS' item is highlighted with a red border and contains the following text:

- Actual amount of meat & milk (blood) in diets depends upon both economic & ecological factors.
- Many pastoral groups also supplement herding with small-scale cultivation.
- Those who don't cultivate must trade with neighboring farming peoples for agricultural produce.

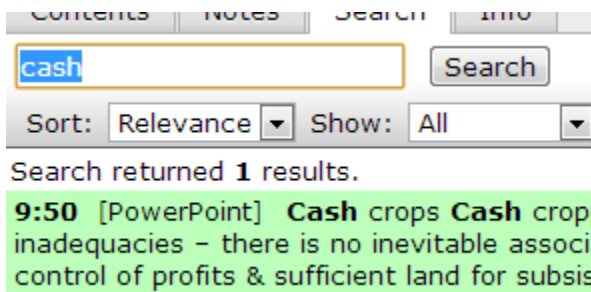
Notes

The notes tab allows you add your own notes for future reference. These notes have a timestamp on them, so you can tell when and where in the presentation you left that note.



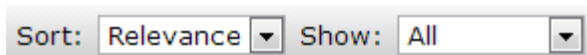
Search

The Search tab allows you to search for anything in the presentation window. The search looks in contents, your notes, and any other text information.



Select search objects to jump to that time stamped item.

You can sort searched items by relevance and time. Also you can show all results, results from slides, or results from notes only.



Info

The Info tab shows information about the session and presenter.

Contents

Notes

Search

Info

Session: Nutritional Anthropology

Presenter: Bruce Roberts

Folder: ANTH_BruceRoberts [\[sessions\]](#)

For More Information

Please contact Information Technology Services at support@mnstate.edu or 218.477.2603 if you have questions about this material.