

How-to Access Minitab Cloud Version

1. When you have first been granted a Minitab license you will receive the following email to your MSUM email address:

From: **Minitab Customer Support** <websupport@minitab.com>
Date: Tue, Jun 28, 2022 at 11:35 AM
Subject: Your Minitab® Statistical Software subscription
To: [REDACTED]



Hello,

Welcome to your Minitab® Statistical Software subscription.

To get started, click the following link:

<https://app.minitab.com>

Manage your subscription and your account information from the My Account page.

For tips on getting started or if you have questions about your subscription, visit

<https://www.minitab.com/support/>

Best Regards,

Minitab Customer Support Team

Minitab, LLC, Quality Plaza, 1829 Pine Hall Rd, State College PA 16801-3210, USA
Minitab Limited, England and Wales, Company No. 3061730, Unit E1-2 Brandon Court, Progress Way, Coventry, CV3 2TE, United Kingdom
Minitab Sarl, 17-21 rue Saint-Fiacre, 75002 Paris, 419 061 361 R.C.S Paris, France
Minitab Pty Ltd, Level 10, 20 Martin Place, Sydney NSW 2000, Australia
Minitab GmbH, Theatinerstraße 11, 80333 München, Germany, Geschäftsführer: Bruce Pincus, Handelsregister: Amtsgericht München; HRB 225635
Minitab HK Limited, 66/F The Center, 99 Queen's Road Central, Central, Hong Kong

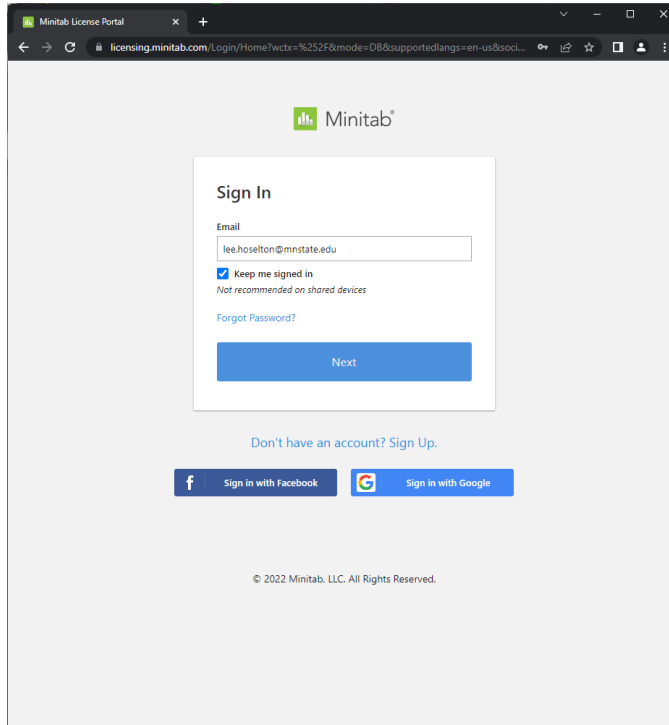
Confidentiality Notice: This email and any attachment(s) may contain confidential and proprietary information, some or all of which may be legally privileged. It is for the intended use of the individual(s) or entity named on the email. If you are not the intended recipient, or the employee or agent responsible for delivering it to the intended recipient(s), you must not use, disclose, distribute, copy, print or rely on this email. If you have received this email in error, please immediately return it to the sender and delete it and any attachments from your system. Thank you.

Privacy Notice: All incoming email communications are monitored. Please refer to our [Privacy Policy](#) for information on how Minitab collects, manages, and uses personal data.

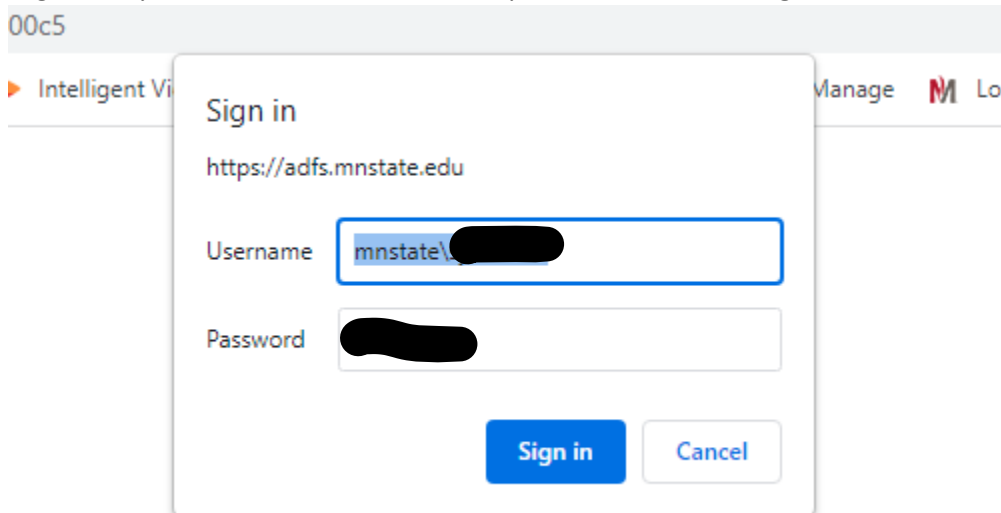
Update your [email preferences](#) to choose the types of emails you receive or [Unsubscribe](#).

2. To access the web version of Minitab, browse to <https://app.minitab.com> from the above email.

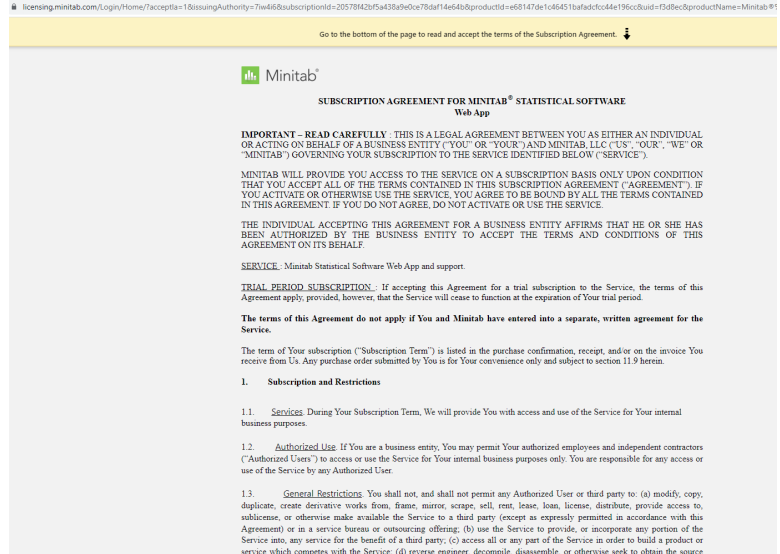
3. Enter your MSUM email address (firstname.lastname@go.mnstate.edu for students, firstname.lastname@mnstate.edu for faculty) then click **Next**.



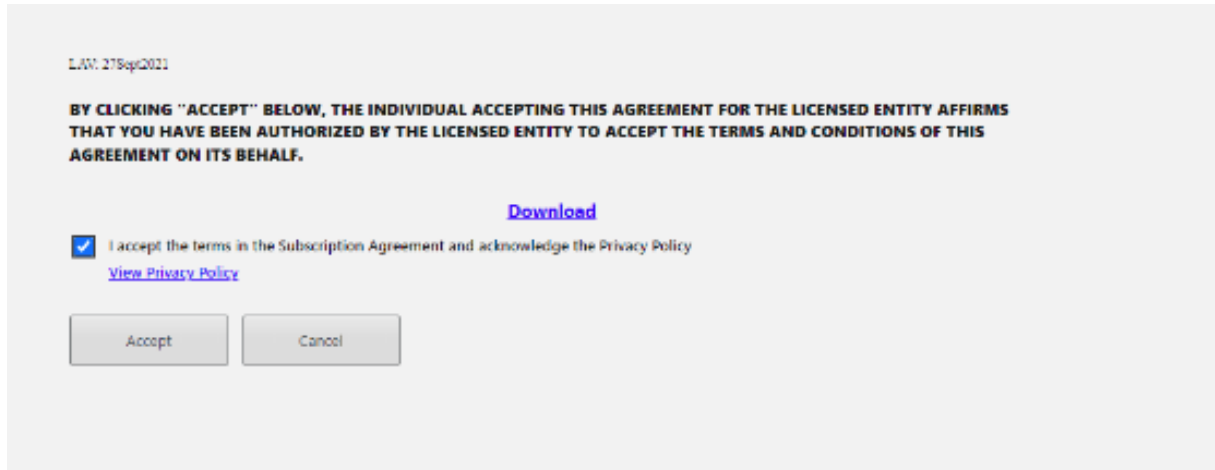
4. Login with your mnstate\starid and starid password, then click **Sign In**.



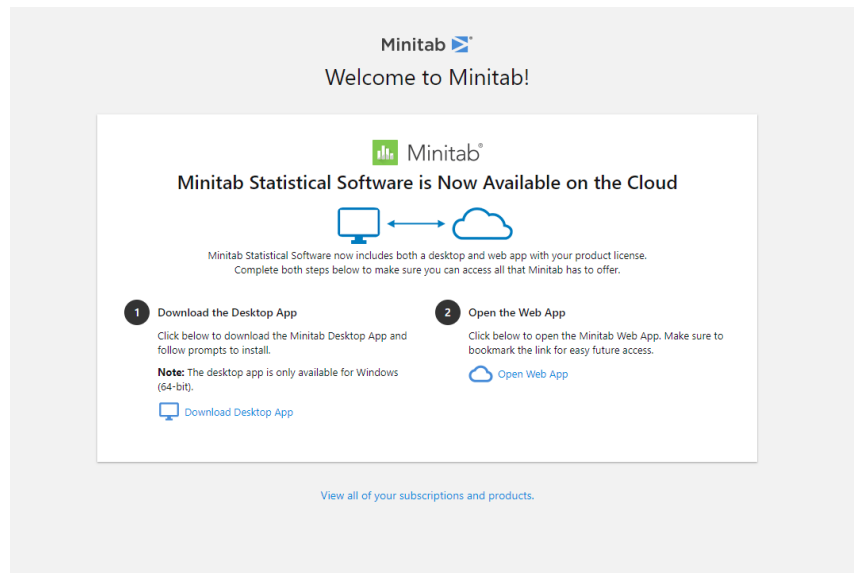
- When you first access Minitab from the web you will need to scroll through and read the license agreement.



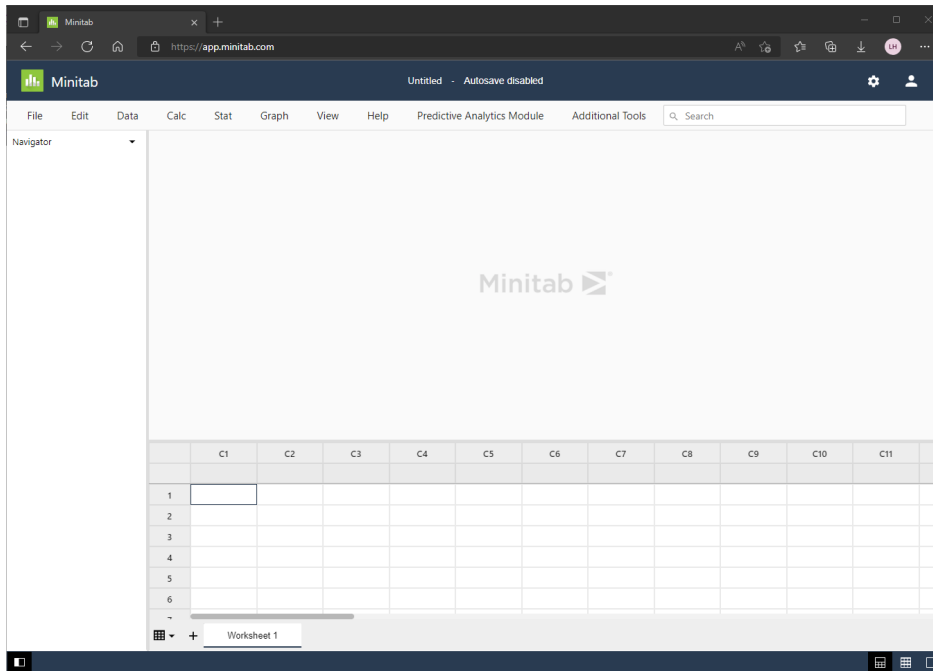
- Check the box near **I accept the terms in the Subscription Agreement and acknowledge the Privacy Policy**, then click **Accept**.



- Once accepted, you will be given the choice to Download the Desktop App (windows only) or Open the WebApp. For this example, we will select Open the Web App so click **Open the Web app**.



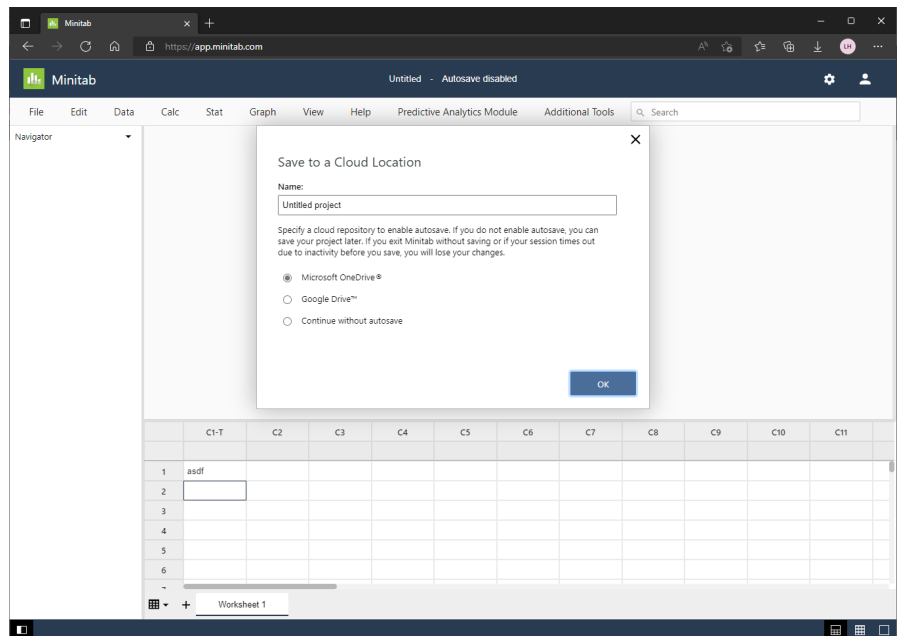
8. You will be brought to the Minitab web interface as shown below:



Saving work in Minitab web app

The web version allows you to save to Microsoft OneDrive or Google Drive by selecting **File > Save As**.

For information on Microsoft OneDrive and Office 365, refer to [Office 365 at MSUM Information Technology \(mnstate.edu\)](https://mnstate.edu/office365).



For More Information

Please contact Information Technology Services at support@mnstate.edu or 218.477.2603 if you have questions about this material.