NDSU | CENTER FOR VISUAL AND COGNITIVE NEUROSCIENCE

The Perception of Slant in 3-D Printed Dihedral Objects

Mark Delisi & Emily Johnson
North Dakota State University: Cognitive Neuroscience

The Perception of Slant in 3-D Printed Dihedral Objects

Jade Berg, Mark Delisi, Emily Johnson & Sara Simenson

Center for Visual and Cognitive Neuroscience, Department of Psychology, North Dakota State University

NDSU | CENTER FOR VISUAL AND COGNITIVE NEUROSCIENCE

Introduction

- When an individual views a complex scene, they have available a number of visual cues to perceive where objects are and their relationship to other objects.
- In this study, we are analyzing how our brain uses motion information to perceive depth.

Goals

- Be able to understand how our brain uses motion cues to perceive depth.
- Use this information to separate the effects of motor response errors (determined here) from perceptual errors determined in our other poster persented here.

Methods

- Using 3-D printed dihedral angles ranging form 15° to 75°, we tested participants' ability to the angle orientation with hand position.
- The hand position was recorded to computer with a potentiometer after each angle was shown.
- The participants were also asked whether the 3-D printed dihedral angle was facing towards them or away from them.

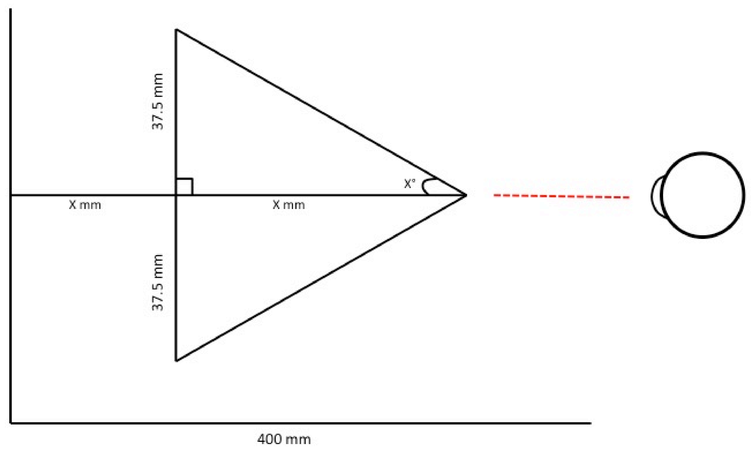







Results

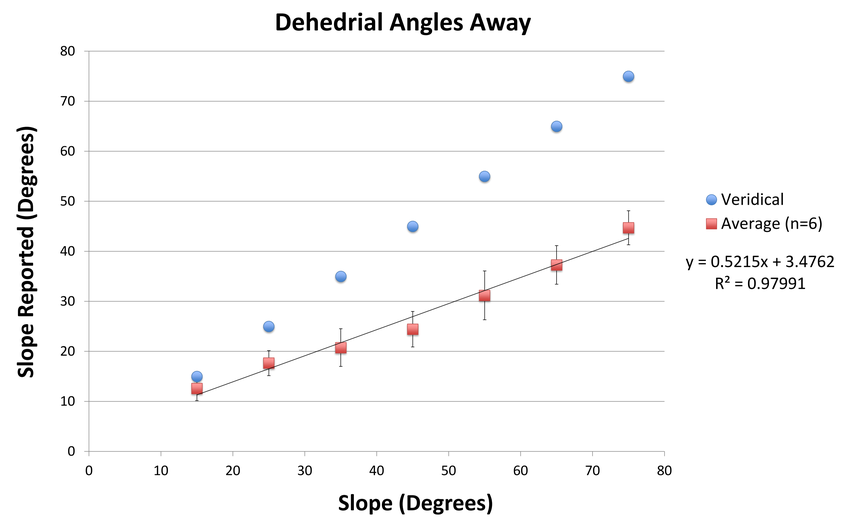

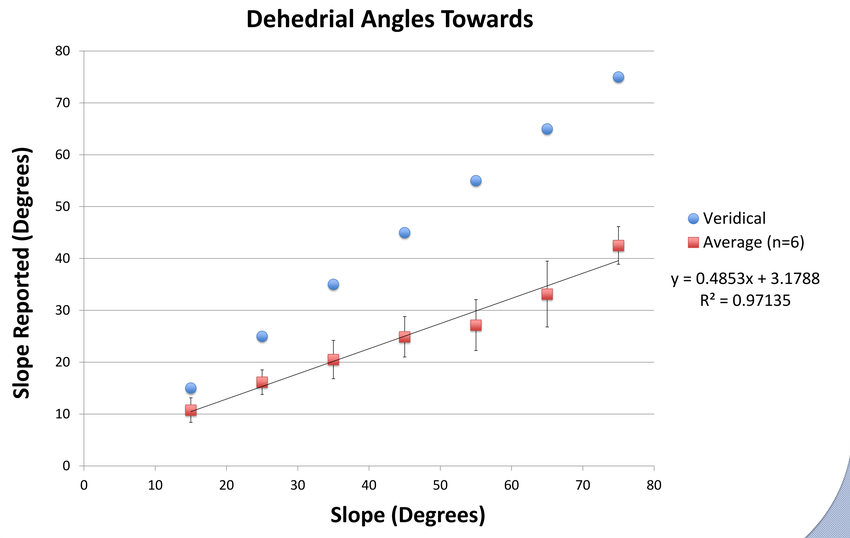

Discussion

- When comparing indicated and actual angles, we found that observes have a very systematic underestimation of slant.
- Angles that faced the subject had regression slopes varying between 0.388 and 0.6799.
- Angles facing away form the subject had regression slopes varying between 0.247 and 0.7242.
- The high R^2 values suggest that participants are very orderly, but inaccurate, in reporting the correct angle slants. These results will help separated the effects of perceptual and response errors.

Understanding the cause of perceptual depth-sign ambiguity with dihedral angles created with motion parallax

Mark Nawrot, Emily M. Johnson, Mark Delisi

Center for Visual and Cognitive Neuroscience, North Dakota State University

Background

Goal: To understand why previous studies [1-4] reported perceptual depth-sign ambiguity with computer generated motion parallax stimuli.

The Motion/Pursuit Law (M/PL) provides the precise geometric relationship between two distal cues (F, D), fixation distance (*f*) and relative depth of a point in space (*d*), and two proximal cues, retinal image motion (dθ) and an internal pursuit signal (dα), with the function [5, 6]:

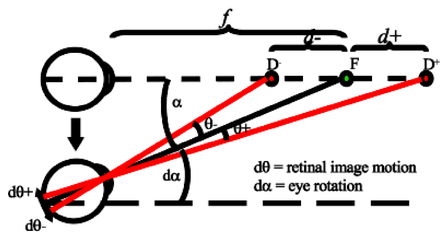

$$\frac{d}{f} = \frac{d\theta/d\alpha}{1 - d\theta/d\alpha}$$

A graph of motion/pursuit ratio (M/PR) (dθ/dα) vs. relative depth (*d/f*) illustrates limits: *d-* is limited to *–f* as -dθ/dα goes to ∞ (lower limb of red line) but as d+ goes to ∞, dθ/dα < 1 (upper limb of red line). However, computer generated MP stimuli can attempt to depict parameters with dθ/dα > 1 (grey oval), meaning an unnatural or impossible stimulus for the visual system viewing a rigid scene.

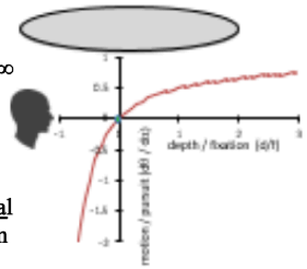

Using a 2AFC depth-sign task, we previously found [7] that perceived depth from MP was depth-sign reversed when parameter values created stimuli with dθ/dα > 1 (right side of upper panel). This corresponds to stimuli with parameter values in the grey region in the figure above. That is, as dθ/dα approaches 1, d+ approaches ∞: a very deep stimulus. And when dθ/dα > 1, d+ would become impossibly deep. The visual system appears to solve this situation by reversing the perceived depth-sign of the stimulus. No perceptual ambiguity is expected, or found, with stimuli having the same stimulus parameters in near depth (lower panel).

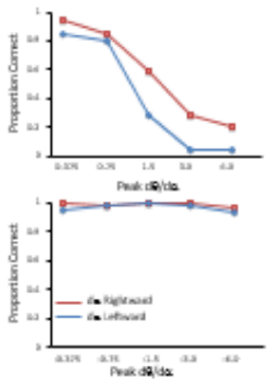

Here, as in [7], we use perceived slant of dihedral angles to assess perceived depth from MP. Consider as perceived depth increases, slant should approach horizontal whereas a stimulus with no depth should be perceived as a vertical surface. Are these perceptual depth-sign reversals accompanied by changes in perceived depth magnitude as determined with perceived slant?

Hypothesis: Depth-sign becomes ambiguous or reverses when stimulus M/PR (dθ/dα) > 1, and this depth-sign reversal is accompanied by a change in perceived depth magnitude.

Method

Physical and Virtual dihedral angles: Stimuli depicted dihedral angles with the horizontal vertex pointing towards or away from the observer (1, 2). All stimuli, physical and virtual, subtended a visual angle of 10.6° x 10.6° when viewed from 40 cm.



Physical stimuli: Generated with grey PLA filament depicting a dihedral angle between 30° and 150° (x = 75 mm, y = 75 mm, z = 10 – 138 mm). Stimuli were mounted to a background board. The stimuli were illuminated with an LED array ~ 3200 lux (298 fc) and viewing was through a square aperture controlled by a ferro-electric shutter.

Virtual stimuli were generated in Matlab [8,9] and presented on a 21" CRT @ 120 Hz(8, 9). The virtual random-dot MP stimuli used M/PR gradients to depict the two slanted planes with varying relative depth magnitudes (60-110 mm) and therefore varying slants (19° - 30°) for stimuli nearer than fixation depth. For stimuli using the same stimulus parameters farther than fixation, stimuli with peak M/PR of 0.375 and 0.75 have depth of 183mm and 1067mm and slants of 11.5° and 2° respectively. Stimuli with peak M/PR > 1 cannot be properly described with the Motion/Pursuit Law.

Motion (dθ): The two sloping surfaces creating the angles were generated by interpolating dot velocities between 1 and 3 deg/sec. The minimum velocity could be at the vertex or at the top/bottom edges. In each stimulus dots moved in the same direction, leftward or rightward. A fixation point was drawn at the center of the stimulus.

Pursuit (dα): Stimuli initially translated laterally, leftward (-dα) or rightward (+dα) at 0.5, 1, 2, 4, or 8 deg/sec. dθ and dα in same directions denote negative M/PR, dθ and dα in opposite directions denote positive M/PR. M/PRs had a range between -6 and 6.

Measures: A rotating palm-plate was used to indicate the slant of the top (vertex towards) or bottom (vertex away) surface of the angle. Every trial began with the hand in the flat 0° position. Observers used a key press to indicate which surface they were matching.



Observers: 7 naïve observers completed 20 trials in each of the 54 different stimulus combinations.

Results

Physical Stimuli. Observers underestimated slant of the physical stimuli by half (individuals varied between 0.3-0.7). The two lines show vertex towards (upper) and away. Because an underestimate of slant with virtual stimuli would be misinterpreted as an increase in perceived depth, for each observer the reported slants of virtual MP stimuli were corrected with linear functions derived from their report of the slant with physical stimuli.

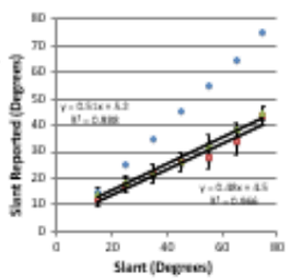

Results

Virtual Stimuli. The figures below show the depth-sign reports made for stimuli nearer (left panels) and farther than fixation (right panels). Stimuli could depict the vertex farther from fixation (upper panels) or nearer than fixation (lower panel) compared to the outer parts of the stimulus. Depth sign reports did not vary with M/PR for near stimuli, but did change for far stimuli when the M/PR ≥ 1.

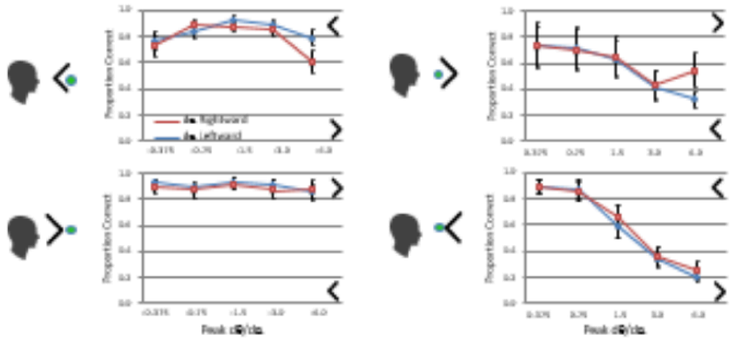

Knowing that observers underestimate slants (see results for Physical Stimuli) observer's reported slant was "corrected" with a linear function derived from each's physical stimulus results. Each of the 20 trials, in the 40 conditions, was sorted into "correct" and "incorrect" based on depth sign report. Slants were averaged in each of the conditions, across dα direction, and vertex direction. For each observer a Sign Test (binomial) was used to compare the reported slant magnitudes across all conditions in which there were perceptual sign reversals, and for conditions in which "far" stimuli were perceived near. None were significant (p = 0.97 – 0.34). The mean difference in reported slant magnitudes across depth sign reversals was only 3.3° (1.8° - 7.5°).

Conclusion

Depth-sign does reverse when stimulus M/PR (dθ/dα) > 1, but the depth-sign reversal is not accompanied by a change in perceived depth magnitude.

As predicted by the M/PL the visual system correctly assesses depth sign from MP across the range of negative M/PR values but fails to correctly assess depth with M/PR > 1. In such cases the visual system appears to perceptually "reverse" the *d+* to a *d-*. Moreover, results are not due to high pursuit velocities giving low pursuit gains: Larger M/PR values are found with lower pursuit velocities (*remember dα, pursuit, is in the denominator*).

The M/PL model for motion parallax provides a possible explanation for why some reports suggested that MP was a reliable relative depth cue. The explanation is that these studies may have unknowingly employed unnatural stimulus conditions (high dθ, low dα)for a rigid object, generating M/PR values for which the visual system produces an anomalous result.

References

1) Braunstein, M. L., & Andersen, G. J. (1981). Velocity gradients and relative depth perception. *Perception & Psychophysics*, *29*(2), 145-155.
2) Braunstein, M. L., & Tittle, J. S. (1988). The observer-relative velocity field as the basis for effective motion parallax. *JEP: HPP*, 14, 582–590.
3) Farber, J. M., & McConkie, A. B. (1979). Optical motions as information for unsigned depth. *JEP: HPP*, 3, 494–500.
4) Gibson, E. J., Gibson, J. J., Smith, O. W., & Flock, H. (1959). Motion parallax as a determinant of perceived depth. *Journal of Experimental Psychology*, 58, 40–51.
5) Nawrot, M. & Stroyan, K. (2009). The motion/pursuit law for visual depth perception from motion parallax. *Vision Research*, *49*, 1969- 1978.
6) Stroyan, K, & Nawrot, M. (2011). Visual depth from motion parallax and eye pursuit" *Journal of Mathematical Biology 64* 1157-1188
7) Nawrot, M., Christianson, G. & Stroyan, K. (2016). The motion/pursuit law's limit on depth from motion parallax. Perception, Volume 45 Issue 2_suppl, 39th European Conference on Visual Perception, abstract 2P039.
8) Brainard, D. H. (1997). The Psychophysics Toolbox. *Spatial Vision*, 10, 433–436.
9) Pelli, D. G. (1997). The VideoToolbox software for visual psychophysics: Transforming numbers into movies. *Spatial Vision*, 10, 437–442.

Supported by a Centers of Biomedical Research Excellence (COBRE) grant: NIGMS P30 GM114748.

References

- Braunstein, M. L., & Andersen, G. J. (1981). Velocity gradients and relative depth perception. *Perception & Psychophysics*, *29*(2), 145-155.
- Braunstein, M. L., & Tittle, J. S. (1988). The observer-relative velocity field as the basis for effective motion parallax. *JEP: HPP*, 14, 582–590.
- Farber, J. M., & McConkie, A. B. (1979). Optical motions as information for unsigned depth. *JEP: HPP*, 3, 494–500.
- Gibson, E. J., Gibson, J. J., Smith, O. W., & Flock, H. (1959). Motion parallax as a determinant of perceived depth. *Journal of Experimental Psychology*, 58, 40–51.
- Nawrot, M. & Stroyan, K. (2009). The motion/pursuit law for visual depth perception from motion parallax. *Vision Research*, *49*, 1969- 1978.
- Stroyan, K, & Nawrot, M. (2011). Visual depth from motion parallax and eye pursuit" *Journal of Mathematical Biology 64* 1157-1188
- Nawrot, M., Christianson, G. & Stroyan, K. (2016). The motion/pursuit law's limit on depth from motion parallax. Perception, Volume 45 Issue 2_suppl, 39th European Conference on Visual Perception, abstract 2P039.
- Brainard, D. H. (1997). The Psychophysics Toolbox. *Spatial Vision*, 10, 433–436.
- Pelli, D. G. (1997). The VideoToolbox software for visual psychophysics: Transforming numbers into movies. *Spatial Vision*, 10, 437–442.

- Supported by a Centers of Biomedical Research Excellence (COBRE) grant: NIGMS P30 GM114748.