

Moorhead, MN • (218) 477-4000

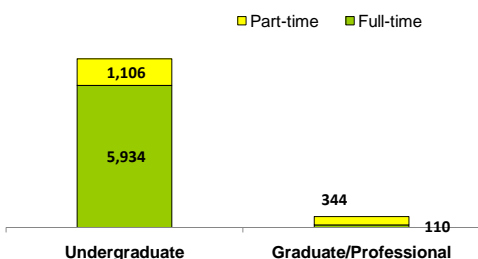
<http://www.mnstate.edu>

Minnesota State University Moorhead is a member of the Minnesota State Colleges and Universities System, serving 7,500 students with 493 full- and part-time faculty members. MSU Moorhead offers 75 undergraduate majors with 138 emphases and options, 13 graduate degrees, 2 specialist-level graduate programs, an applied doctorate in nursing, licensure preparation and international study programs. Tri-College University allows MSUM students to take courses at neighboring North Dakota State University and Concordia College at our low tuition rate. New campus facilities include a wellness center, science building, and center for business; arts complex; planetarium; and a 200-acre off-campus regional science center.

Student Characteristics (Fall 2007) [More](#)

TOTAL NUMBER OF STUDENTS 7,494

Student Level and Enrollment Status



Undergraduate Success and Progress Rate

Data used to build graph and table are not yet available

UNDERGRADUATE PROFILE

Total 7,040

Gender

Women	4,042	57%
Men	2,998	43%

Race/Ethnicity

African American / Black	131	2%
American Indian / Alaskan Native	102	1%
Asian / Pacific Islander	95	1%
Hispanic	71	1%
International	288	4%
White	5,740	82%
Race/Ethnicity Unknown	613	9%


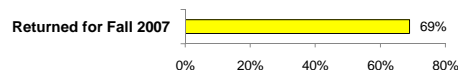
Geographic Distribution (Degree-Seeking)

Minnesota	49%
Other US States & Territories	47%
Other Countries	4%

Age (Degree-Seeking)

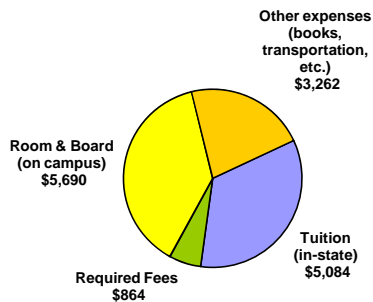
Average Age	22
Percent of Undergraduates Age 25 or Older	15%

Retention of Fall 2006 First-Time, Full-time Students



One of the strengths of U.S. higher education is the broad range of diverse institutions, each with its own distinctive mission. We encourage you to check out college web sites and visit campuses to get a more complete picture of the opportunities available to you!

Typical Undergraduate Costs per Year Without Financial Aid for Full-Time, In-State Students (2007-08)



Total: \$14,900

[CLICK HERE](#) for typical out-of-state costs and any discipline-specific tuition

The cost to attend varies based on the individual circumstances of students and may be reduced through grants and scholarships.

[CLICK HERE](#)
To get a cost estimate for students like you!

Financial Aid Awarded to Undergraduates (2007-2008)

Overall Financial Aid

• 73% of 2007-2008 full-time undergraduates received financial aid of some type including need-based loans, work study, and non need-based scholarships.

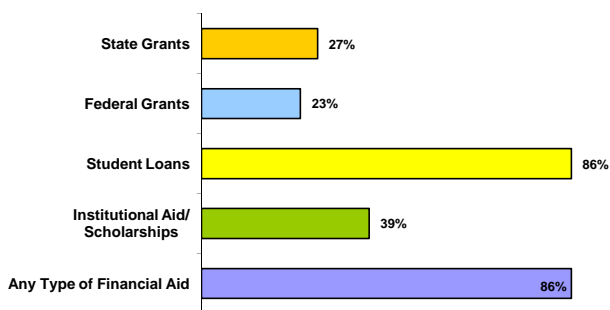
Annual Need-Based Scholarships & Grants

• 31% of 2007-2008 full-time undergraduates received need-based grants or scholarships; the average award for the year was \$4,471.

Annual Need-Based Loans

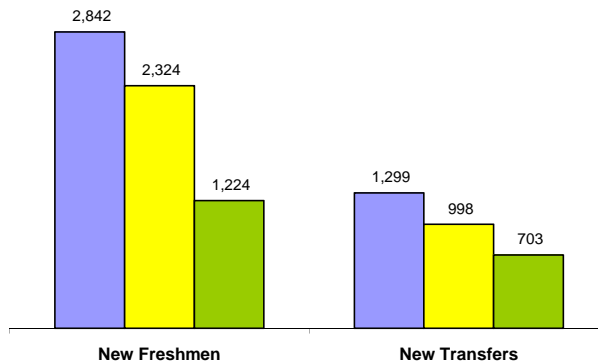
• 60% of 2007-2008 full-time undergraduates received need-based work-study and/or loans (not including parent loans); the average loan for the year was \$4,330.

Percent of Fall 2006 First-Time Students Receiving Each Type of Financial Aid



NOTE: Student may receive aid from more than one source.

Applied Admitted Enrolled



Academic Preparation of New Freshman

Test(s) Required for Admission: ACT or SAT

Middle 50% of Test Score Range

	ACT	SAT
Composite	19-24	
Math	18-24	-
English	18-24	-
Critical Reading		-

50% of admitted students have test scores within the ranges listed, 25% have scores above, and 25% have scores below.

Percent in top 25% of High School Graduating Class	26%
Percent in top 50% of High School Graduating Class	63%
Average High School GPA (4-point scale)	3.20

Degrees and Areas of Study

[More](#)

Degrees Awarded at MSUM in 2006-07

Associate's	45
Bachelor's	1,400
Master's	81
Total	1,526

Areas of Study with the Largest Number of Undergraduate Degrees Awarded in 2006-07

Business/Marketing	21%
Education	20%
Visual and Performing Arts	8%
Communication/Journalism	7%
Health Professions and Related Sciences	7%
All other degree areas	37%
Total	100%

[CLICK HERE](#) for a list of undergraduate and graduate programs

The Dragons Community

MSU Moorhead offers many opportunities to enrich student life/experiences and provide support for academic endeavors. These include Comstock Student Union, a Wellness Center, 100+ student organizations, Student Senate. Cultural events such as the Unity Conference, Woodlands & High Plains Powwow, Black History Month, & Celebration of Nations. Both NCAA Division II athletics plus intramural athletics are offered. Opportunities for music performance (choir, orchestra, ensembles) & theatre activities (Straw Hat Players). Academically, MSUM offers a Peer Advisor program whereby upper-level students assist freshmen. The Write Site offers tutors for writing assignments. The Supplemental Instruction Program provides assistance to students in challenging math, science, and accounting courses. Academic Fitness & First Year Experience programs help with the transition to college life. A new Science Laboratory Building, Regional Science Center, & Planetarium are geared to science enthusiasts.



Study at MSUM [More](#)

Classroom Environment

Students per Faculty	23 to 1
Undergraduate classes with fewer than 30 students	71%
Undergraduate classes with fewer than 50 students	94%

Full-Time Instructional Faculty

Total Faculty	277
% Women	44%
% from Minority Groups	8%
% with Highest Degree in Field	76%

Carnegie Classification of Institutional Characteristics

Basic Type
Master's Colleges and Universities (smaller programs)

Size and Setting
Medium four-year, primarily residential

Enrollment Profile
Very high undergraduate

Undergraduate Profile
Full-time four-year, selective, lower transfer-in

Undergraduate Instructional Program
Professions plus arts & sciences, some graduate coexistence

Graduate Instructional Program
Postbaccalaureate with arts & sciences (education dominant)

NOTE: Institutional classifications based on the Carnegie 2005 edition.

[CLICK HERE](#) for more information on Carnegie Classifications.

Student Housing [More](#)

76% of new freshmen live on campus
22% of all undergraduates live on campus

Campus Safety [More](#)

MSUM Campus Security provides a safe environment with 24-7 foot/vehicle patrols, 24-hour walking escort service, investigating reported incidents, and responding to medical assistance, emergency calls and fire alarms. Emergency blue-light phones are strategically placed on campus. Timely warnings are emailed to students/staff, and students can sign up to be notified by text message in the event of an emergency. Safety tips are found on the Campus Security website (see "more" button above).

[CLICK HERE](#) for Campus Crime Statistics report.

Future Plans of Bachelor's Degree Recipients

Data used to build graph are not yet available



Student Experiences and Perceptions

Students who are actively involved in their own learning and development are more likely to be successful in college. Colleges and universities offer students a wide variety of opportunities both inside and outside the classroom to become engaged with new ideas, people, and experiences. Institutions measure the effectiveness of these opportunities in a variety of ways to better understand what types of activities and programs students find the most helpful.

[CLICK HERE](#) for examples of how MSUM evaluates the experiences of its students.

In addition, institutions participating in the VSA program measure student involvement on campus using one of four national surveys. Results from the one survey are reported for a common set of questions selected as part of VSA. Following are the selected results from the 2005-06 National Survey of Student Engagement (NSSE). The questions have been grouped together in categories that are known to contribute to student learning and development. The results reported below are based on the responses of seniors who participated in the survey.

[CLICK HERE](#) for information on survey administration, the survey sample, and the response rate.

[CLICK HERE](#) for information on the NSSE survey.

<p>Group Learning Experiences</p> <ul style="list-style-type: none"> 82% percent of seniors worked with classmates on assignments outside of class. 37% of seniors tutored or taught other students 23% of seniors spent at least 6 hours per week participating in co-curricular activities such as student organizations and intramural sports <p>Active Learning Experiences</p> <ul style="list-style-type: none"> 77% of seniors spent at least 6 hours per week preparing for class 5% of seniors worked on a research project with a faculty member 7% of seniors participated in an internship, practicum, or field experience 27% of seniors participated in community service or volunteer work 2% of seniors participated in study abroad 80% of seniors made at least one class presentation last year <p>Institutional Commitment to Student Learning and Success</p> <ul style="list-style-type: none"> 94% of seniors believe this institution provides support for student success 70% of seniors rated the quality of academic advising at this institution as good or excellent 66% of seniors reported that this institution provided help in coping with work, family and other non-academic responsibilities 86% of seniors reported working harder than they thought they could to meet an instructor's standards or expectations 	<p>Student Satisfaction</p> <ul style="list-style-type: none"> 78% of seniors would attend this institution if they started over again 78% of seniors rated their entire educational experience as good or excellent 73% of seniors reported that other students were friendly or supportive <p>Student Interaction with Campus Faculty and Staff</p> <ul style="list-style-type: none"> 52% of seniors believed that the campus staff were helpful, considerate, or flexible 72% of seniors believed that faculty are available, helpful, or sympathetic 90% of seniors reported that faculty members provided prompt feedback on their academic performance 50% of seniors discussed readings or ideas with faculty members outside of class <p>Experiences with Diverse Groups of People and Ideas</p> <ul style="list-style-type: none"> 47% of seniors reported that they often tried to understand someone else's point of view 77% of seniors reported their experience at this institution contributed to their understanding people of other racial and ethnic backgrounds 33% of seniors often had serious conversations with students of a different race or ethnicity
---	--

Student Learning Outcomes

All colleges and universities use multiple approaches to measure student learning. Many of these are specific to particular disciplines, many are coordinated with accrediting agencies, and many are based on outcomes after students have graduated. In addition, those institutions participating in the VSA measure increases in critical thinking, analytic reasoning, and written communication using one of three tests.

Student Learning Assessment at MSUM

The primary purpose of Minnesota State University Moorhead (MSUM) is to educate our students. The true measure of our institution is how well our students learn the knowledge and skills we have determined are critical to their success as individuals, professionals, and citizens. The process of assessing student learning, then, is a vital part of understanding how well we are accomplishing our goals. Assessment of student learning at MSUM has two major components: (1) The first focuses on student learning outcomes as stipulated in the expectations of degree-granting programs. These student learning outcomes are also specified in the MSUM Bulletin. If appropriate, non-degree programs may also specify student learning outcomes and assess those outcomes. (2) The second component is assessment of student learning in the Dragon Core by the Dragon Core Assessment Committee. Dragon Core student learning outcomes are specified in the Dragon Core Competency Areas.

[CLICK HERE](#) for examples of student learning assessment and outcomes at MSUM

Pilot Project to Measure Core Learning Outcomes

Results from the pilot project using one of the three learning outcomes tests are not yet available.