

Single-Assessment Institution Level Pass-Rate Data: Regular Teacher Preparation Program



HEA - Title II 2005-2006 Academic Year


Institution Name	MINNESOTA STATE UNIV MOORHEAD
Institution Code	6678
State	Minnesota
Number of Program Completers Submitted	254
Number of Program Completers found, matched, and used in passing rate Calculations¹	244

January 11, 2007

<i>Type of Assessment</i>	<i>Assessment Code Number</i>	<i>Number Taking Assessment</i>	<i>Number Passing Assessment</i>	<i>Institutional Pass Rate</i>	Statewide		
					<i>Number Taking Assessment</i>	<i>Number Passing Assessment</i>	<i>Statewide Pass Rate</i>
Basic Skills							
PPST READING	710	18	15	83%	1296	1275	98%
CBT READING	711	4			27	24	89%
PPST WRITING	720	16	16	100%	1321	1308	99%
CBT WRITING	721	3			24	21	88%
PPST MATHEMATICS	730	14	14	100%	1309	1290	99%
CBT MATHEMATICS	731	4			29	28	97%
COMPUTERIZED PPST READING	5710	192	185	96%	1896	1832	97%
COMPUTERIZED PPST WRITING	5720	193	185	96%	1879	1819	97%
COMPUTERIZED PPST MATHEMATICS	5730	193	187	97%	1875	1836	98%
Professional Knowledge							
PRINCIPLES LEARNING & TEACHING K-6	522	141	139	99%	1909	1880	98%
PRINCIPLES LEARNING & TEACHING 5-9	523	7			228	218	96%
PRINCIPLES LEARNING & TEACHING 7-12	524	70	67	96%	1102	1092	99%
Academic Content Areas							
ELEMENTARY ED CONTENT KNOWLEDGE	014	85	85	100%	1552	1517	98%
EARLY CHILDHOOD EDUCATION	020	19	18	95%	171	166	97%
ENG LANG LIT COMP CONTENT KNOWLEDGE	041	11	10	91%	198	196	99%
MIDDLE SCHOOL ENGLISH LANGUAGE ARTS	049	10	10	100%	331	292	88%
MATHEMATICS: CONTENT KNOWLEDGE	061	13	13	100%	132	132	100%
MIDDLE SCHOOL MATHEMATICS	069	24	24	100%	285	266	93%


¹ The number of program completers found, matched and used in the passing rate calculation will not equal the sum of the column labeled "Number Taking Assessment" since a completer can take more than one assessment.

Single-Assessment Institution Level Pass-Rate Data: Regular Teacher Preparation Program

	HEA - Title II 2005-2006 Academic Year						
Institution Name	MINNESOTA STATE UNIV MOORHEAD						
Institution Code	6678						
State	Minnesota						
Number of Program Completers Submitted	254						
Number of Program Completers found, matched, and used in passing rate Calculations¹	244						
					<i>January 11, 2007</i>		
					Statewide		
<i>Type of Assessment</i>	<i>Assessment Code Number</i>	<i>Number Taking Assessment</i>	<i>Number Passing Assessment</i>	<i>Institutional Pass Rate</i>	<i>Number Taking Assessment</i>	<i>Number Passing Assessment</i>	<i>Statewide Pass Rate</i>
SOCIAL STUDIES: CONTENT KNOWLEDGE	081	20	20	100%	303	297	98%
MIDDLE SCHOOL SOCIAL STUDIES	089	8			374	320	86%
PHYSICAL ED: CONTENT KNOWLEDGE	091	14	14	100%	144	143	99%
BUSINESS EDUCATION	100				29	29	100%
MUSIC CONTENT KNOWLEDGE	113	7			121	120	99%
ART CONTENT KNOWLEDGE	133	6			85	83	98%
FRENCH PRODUCTIVE LANGUAGE SKILLS	171				10	10	100%
GERMAN PRODUCTIVE LANGUAGE SKILLS	182				10	7	70%
SPANISH PRODUCTIVE LANGUAGE SKILLS	192	2			73	50	68%
BIOLOGY CONTENT KNOWLEDGE	235	3			94	87	93%
CHEMISTRY CONTENT KNOWLEDGE	245				31	27	87%
PHYSICS CONTENT KNOWLEDGE	265				18	18	100%
MIDDLE SCHOOL SCIENCE	439	9			247	234	95%
EARTH SCIENCE CONTENT KNOWLEDGE	571	1			18	18	100%
THEATRE	640				3		
Other Content Areas							
TECHNOLOGY EDUCATION	050				21	21	100%
FAMILY AND CONSUMER SCIENCES	120				8		
LIBRARY MEDIA SPECIALIST	310				5		
HEALTH EDUCATION	550	5			58	56	97%
AGRICULTURE	700				10	10	100%


¹ The number of program completers found, matched and used in the passing rate calculation will not equal the sum of the column labeled "Number Taking Assessment" since a completer can take more than one assessment.

Single-Assessment Institution Level Pass-Rate Data: Regular Teacher Preparation Program

		HEA - Title II 2005-2006 Academic Year					
Institution Name	MINNESOTA STATE UNIV MOORHEAD						
Institution Code	6678						
State	Minnesota						
Number of Program Completers Submitted	254						
Number of Program Completers found, matched, and used in passing rate Calculations¹	244						
					<i>January 11, 2007</i>		
					Statewide		
<i>Type of Assessment</i>	<i>Assessment Code Number</i>	<i>Number Taking Assessment</i>	<i>Number Passing Assessment</i>	<i>Institutional Pass Rate</i>	<i>Number Taking Assessment</i>	<i>Number Passing Assessment</i>	<i>Statewide Pass Rate</i>
Teaching Special Populations							
EDUC. EXCEPTIONAL STUDENTS: CK	353	20	20	100%	212	209	99%
ENGL TO SPEAKERS OF OTHER LANGUAGES	360	1			82	81	99%

¹ The number of program completers found, matched and used in the passing rate calculation will not equal the sum of the column labeled "Number Taking Assessment" since a completer can take more than one assessment.

Aggregate and Summary Institution-Level Pass-Rate Data: Regular Teacher Preparation Program

	HEA - Title II 2005-2006 Academic Year					
Institution Name	MINNESOTA STATE UNIV MOORHEAD					
Institution Code	6678					
State	Minnesota					
Number of Program Completers Submitted	254					
Number of Program Completers found, matched, and used in passing rate Calculations¹	244					
				<i>January 11, 2007</i>		
				Statewide		
<i>Type of Assessment²</i>	<i>Number Taking Assessment³</i>	<i>Number Passing Assessment⁴</i>	<i>Institutional Pass Rate</i>	<i>Number Taking Assessment³</i>	<i>Number Passing Assessment⁴</i>	<i>Statewide Pass Rate</i>
Aggregate - Basic Skills	218	200	92%	3243	3089	95%
Aggregate - Professional Knowledge	218	212	97%	3239	3190	98%
Aggregate - Academic Content Areas (Math, English, Biology, etc.)	187	184	98%	3019	2814	93%
Aggregate - Other Content Areas (Career/Technical Education, Health Educations, etc.)	5			102	100	98%
Aggregate - Teaching Special Populations (Special Education, ELS, etc.)	21	21	100%	294	290	99%
Aggregate - Performance Assessments						
Summary Totals and Pass Rates⁵	244	220	90%	3431	3097	90%

¹ The number of program completers found, matched and used in the passing rate calculation will not equal the sum of the column labeled "Number Taking Assessment" since a completer can take more than one assessment.

² Institutions and/or States did not require the assessments within an aggregate where data cells are blank.

³ Number of completers who took one or more tests in a category and within their area of specialization.

⁴ Number who passed all tests they took in a category and within their area of specialization.

⁵ Summary Totals and Pass Rate: Number of completers who successfully completed one or more tests across all categories used by the state for licensure and the total passrate.